

Features

- Low Loss
- Low Ripple
- High Crossover Rejection


Description

Surface mount, silver (Ag) coated ceramic Duplexer. Developed for use in 1800 MHz DCS infrastructure applications.

Weight: 3.3 grams typical

Material: Filter is composed of a ceramic block coated with Ag and a shield made of nickel silver plated steel.

Filter complies with RoHS standards.



Electrical Specifications

Parameter	Frequency MHz	Typical @ 25°C	Specification @ 25°C	Spec over -40°C to +85°C
Low Band Response (S21)				
Passband Iloss	1710 - 1785	-3.20	-3.60	-3.80
Passband Ripple	1710 - 1785	2.30	2.70	2.80
Passband Return Loss @ Port 2	1710 - 1785	-13.50	-10.00	-10.00
Passband Return Loss @ Ant	1710 - 1785	-13.50	-10.00	-10.00
Attenuation	1805 - 1880	-40.00	-37.00	-37.00
High Band Response (S13)				
Passband Iloss	1805 - 1880	-3.00	-3.40	-3.60
Passband Ripple	1805 - 1880	1.90	2.30	2.40
Passband Return Loss @ Port 3	1805 - 1880	-13.50	-10.00	-10.00
Passband Return Loss @ Ant	1805 - 1880	-13.50	-10.00	-10.00
Attenuation	1710 - 1785	-56.00	-53.00	-53.00
Isolation (S23)				
Rejection @ Low Band	1710 - 1785	-60.00	-55.00	-55.00
Rejection @ High Band	1805 - 1880	-44.00	-40.00	-40.00
Power into any port		5 Watt max		

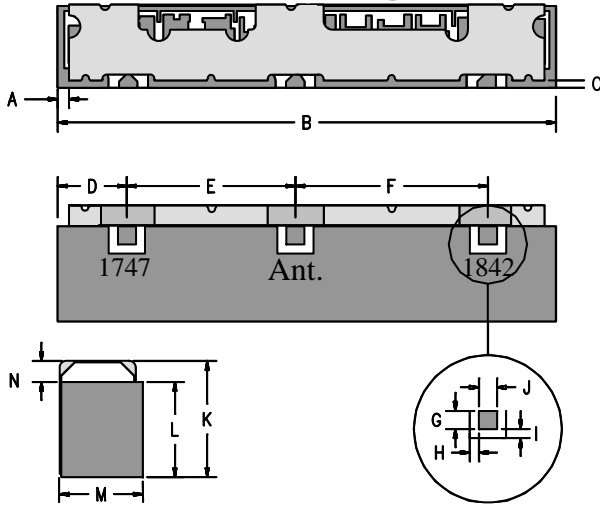
Note: Supplier shall test each filter to the critical electrical specifications of the above table. Any subsequent audits may deviate from in value due to measurement repeatability among different test systems. Such deviations shall not exceed the following limits:

Specification Allowance

Insertion Loss	0.1 dB
Return Loss	1.0 dB
Stopbands	1.0 dB

*This product is covered by one or more of the following U.S. and foreign patents including: US 4,692,726;US 4,742,562; US 4,800,348;US 4,829,274;US 5,146,193;EP 0573597;DE 0573597;FR 0573597;JP 508149/92;KR 142171;US 5,162,760;US 5,218,329;US 5,250,916;US 5,327,109;US 5,488,335;CA 2114029;FR 9306297;GB 2273393;JP 3205337;KR 115113;CN 93106228.4;US 5,512,866;EP 0706719;DE 0706719;FR 0706719;GB 0706719;CN 95190359.4;US 5,602,518;US 5,721,520;US 5,745,018;EP 0910875;DE 0910875;DK 0910875;FR 0910875;GB 0910875;IE 0910875;JP 505182/98;KR 10-323013;US 5,994,978;US 6,462,629;CN 00810420.4;US 6,559,735;US 6,650,202;US 6,834,429. Other US and foreign patents pending.

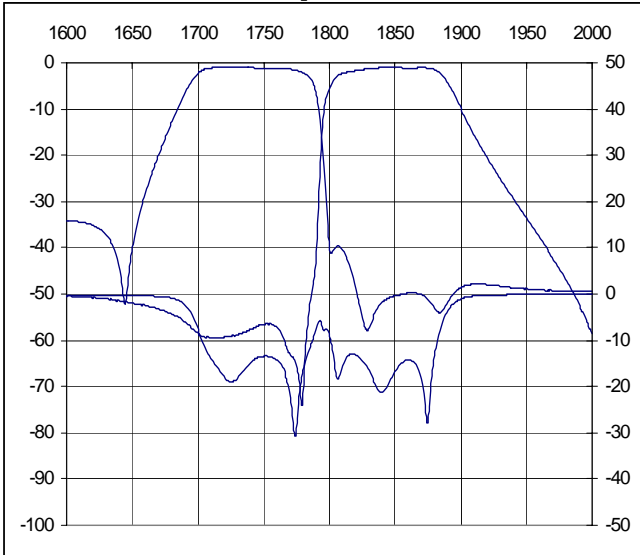
Mechanical Drawing



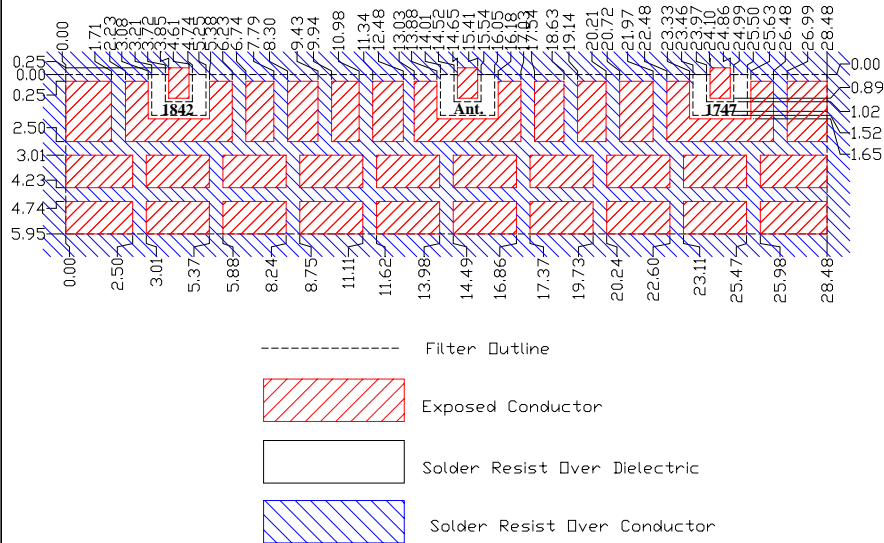
Dim	Nominal (mm)	Tolerance (mm) +/- or max
A	0.64	0.25
B	28.48	max
*C	0.33	min
D	4.00	0.3
E	9.45	0.13
F	10.80	0.13
G	1.02	0.13
H	0.51	0.13
I	0.51	0.13
J	1.02	0.13
K	6.85	max
L	5.95	max
M	4.90	max
N	1.07	0.13

*Indicates Reference Only

Electrical response

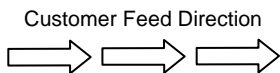


PCB Layout



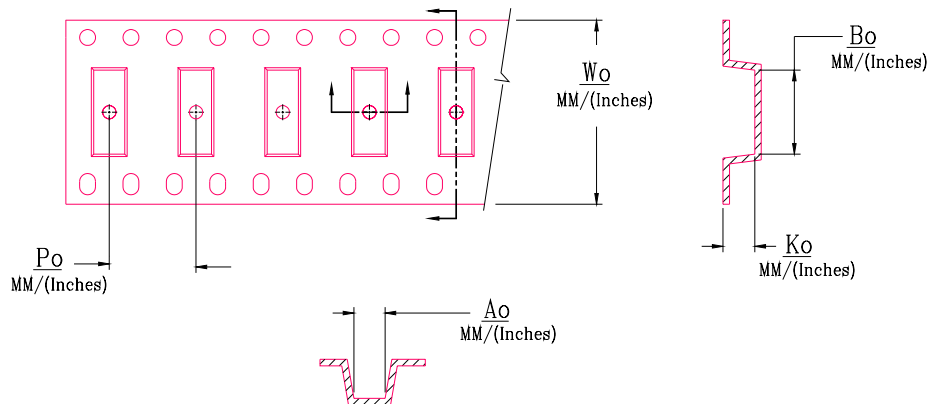
Packaging and Marking

DIMENSION	UNITS	SPECIFICATION
REEL DIAMETER	mm	330
REEL WEIGHT	kg	2.5
REEL QUANTITY	ea.	500



Product Marking

CTS
97B
YWW



MODEL NO.	W_o	A_o	B_o	K_o	P_o
CER0215	44.0/(1.732)	7.29/(0.287)	28.70/(1.130)	5.18/(0.204)	12.0/(0.472)