


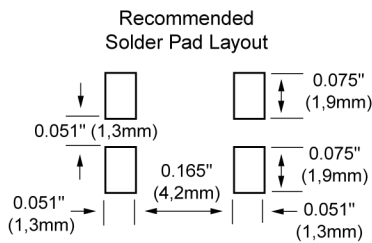
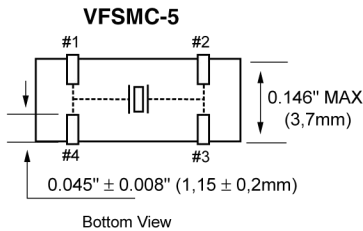
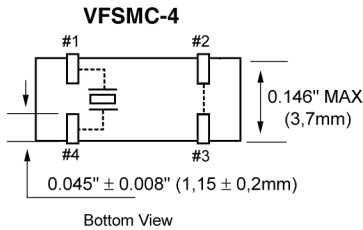
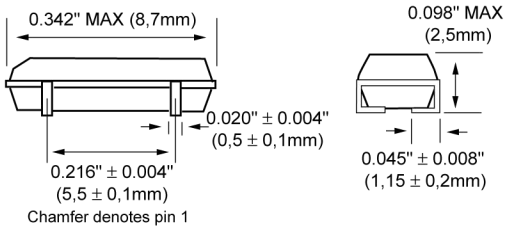
# VFSMC-4, VFSMC-5



## Miniature SMD Tuning Fork Watch Crystal

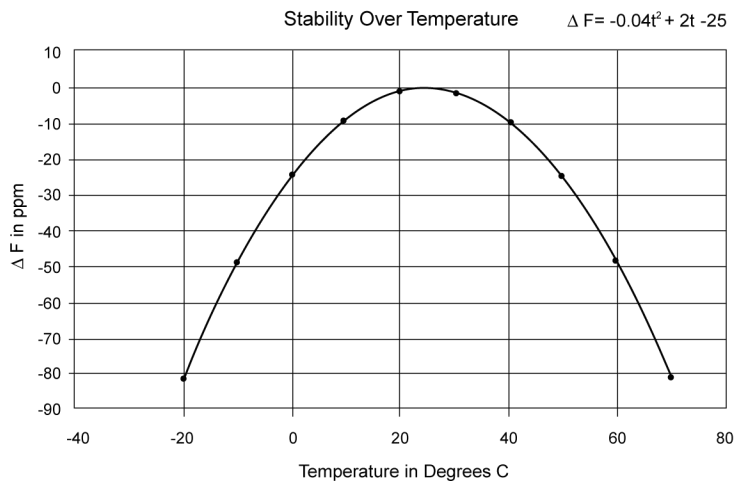
### FEATURES

- Miniature Package
- 2,5mm Height
- Long term Stability
- Tape & Reel



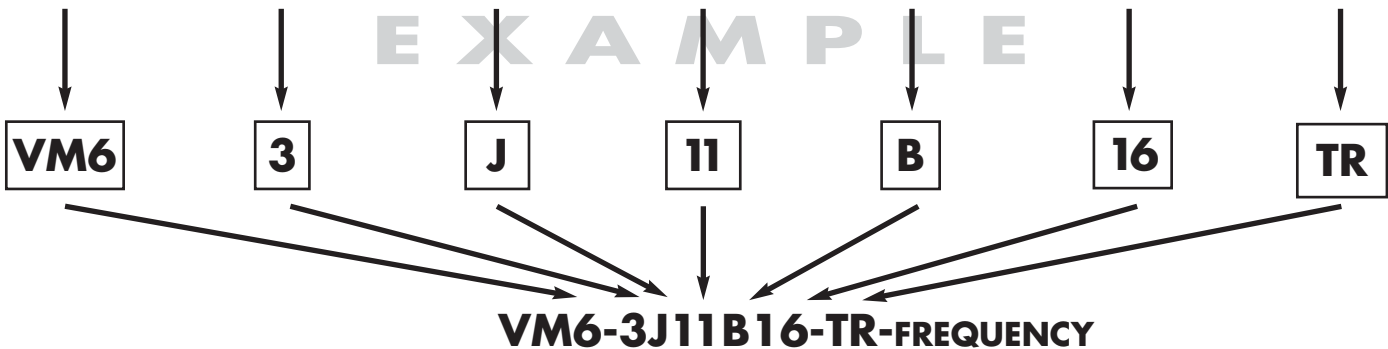
Parameter	Unit	Condition	Min	Typ	Max	Note
Frequency Range	kHz			32.768		
Frequency Tolerance	ppm	@25°C, C <sub>L</sub> = 12.5pF			±20	
Frequency Stability	ppm (Δ°C) <sup>2</sup>	Temperature Coefficient		See Chart		
Operating Temperature Range	°C		-40		+85	
Turnover Temp.	°C		+20		+30	
Storage Temperature Range	°C		-55		125	
Equivalent Series Resistance	kΩ				50	
Insulation Resistance	MΩ		100			
Drive Level	μW			1.0		
Aging Per Year	ppm	25°C	-3.0		+3.0	

All specifications are subject to change without notice.  
See the following page on Building a Part Number.



**BUILDING A PART NUMBER**

Package	Mode		Calibration Tolerance		Temperature Stability		Operating Temperature Range		Series/Parallel		Options	
Code/Meaning	Code	Meaning	Code	Meaning	Code	Meaning	Code	Meaning	Code	Meaning	Code	Meaning
VM6	1	Fundamental	A	±5ppm	1	±2ppm	A	0 to 70°C	0	Series	5	3rd Lead
VM6S	3	3rd OT	B	±10ppm	2	±5ppm	B	-20 to 70°C	ENTER VALUE OF		MS	Mylar Spacer
VM6SS	5	5th OT	C	±15ppm	3	±10ppm	C	-40 to 85°C	LOAD CAPACITOR		TR	Tape + Reel
VM6SSM2	7	7th OT	D	±20ppm	4	±15ppm	D	-55 to 125°C	FOR PARALLEL		VS	Vinyl Sleeve
UM-1	9	9th OT	E	±25ppm	5	±20ppm	XX	SPECIAL	CIRCUITS		CL	Cut Leads
UM-4			F	±30ppm	6	±25ppm	E	-10 to 60°C				(spec. length)
UM-5			G	±35ppm	7	±30ppm	F	-0 to 85°C			0	None
NC26			H	±40ppm	8	±35ppm	G	-55 to 105°C				
NC38			I	±45ppm	9	±40ppm	H	-0 to 50°C				
VFSMC-1			J	±50ppm	10	±45ppm						
VFSMC-2			K	±100ppm	11	±50ppm						
VFSMC-3			L	±150ppm	12	±100ppm						
VFSMC-4			M	±200ppm	13	±150ppm						
VFSMC-5			XX	SPECIAL	14	±200ppm						
VFSMC-6					00	SPECIAL						
VM6SSM3												
VM6SSM1												
VFAG												
VFBE												
VFBG												
VFCG												
VFCE												
VFDG												
VFEG												
VFHH												
VFFE												
VFFG												
VFFH												
VF												
VF6SMA												
VF49A16FN1												
VF49A18FN1												
VF49A19FN1												
VF45												



- VM6** = VM6
- 3** = 3rd OT
- J** = ±50ppm calibration at room temperature.
- 11** = ±50ppm temperature stability
- B** = -20 to 70°C operating temperature range over which ±50ppm stability applies
- 16** = 16pF load capacitance
- TR** = Tape + Reel

**Note:** Some part number options not available with all package types.